

Motorised vertical test stand SAUTER TVO-S



SAUTER TVO 1000N500S

Premium test stand in table-top version
 – with precise step motor



SAUTER TVO 2000N500S



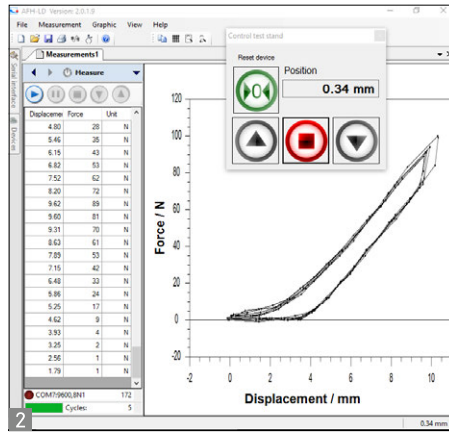
A wide range of application possibilities
 because of its large travelling distance



A wide range of interfaces for easy transfer of
 the data collected

Solid and flexible possibilities of fixation for supports of test objects, as well as universal force measuring clamps, inox ball heads for compression and fracture tests, bending devices etc., see accessories page 30ff

Motorised vertical test stand SAUTER TVO-S



Features

- Motorised test stand for tension/compression force testing
- **Step motor for greatest ease of use**
 - for constant speed from the smallest to the maximum load
 - allows testing at minimum speed and full load
 - for higher positioning accuracy. Precise starting and stopping, without overrun, even at high speeds
 - precise adjustment of the process speed using the information shown on the display
- Automatic or manual process mode
- **1 Premium operating panel**
 - Digital speed display
 - Digital repeat function
 - **2** Control of the test stand using PC software SAUTER AFH
- **Table-top version** for easy operation
- **Robust construction**
- **3** Fixation of SAUTER force measuring devices up to 2 kN possible
- The large diagram shows the TVO 1000N500S test stand with: SAUTER FH force measuring device, length measuring device SAUTER LD as well as mounts for the force measuring device and test objects, not supplied with the product

Technical data

- Speed accuracy: 1 % of [Max]
- Positioning accuracy when shutting down: ± 0,05 mm
- Dimensional drawing see on the internet


























Accessories

- **Digital length measuring device SAUTER LB**, only for TVO 500N300S and TVO 500N300, SAUTER LB 300-2.
- **Mounting the length measuring device LB** onto a SAUTER test stand at the factory, SAUTER LB-A02
- **Linear potentiometer for length measurement**, measuring range: 225, 300, 500 or 700 mm, readout: 0.01 mm, for details see page 39, SAUTER LD
- **Mounting the length measuring device** onto a SAUTER test stand at the factory, SAUTER LD-A06
- **Force-displacement data transfer software** with graphical representation of the measuring process, only in combination with SAUTER LD, SAUTER AFH LD
- **Force-time data transfer software** for graphical representation on the PC and data transfer to Microsoft Excel®, SAUTER AFH FAST
- **Force-displacement data transfer software** with graphic display of the measurement process, only in combination with SAUTER LB, SAUTER AFH FD
- **Data transfer software for repeat tests**, only in combination with SAUTER LB, SAUTER AFH FGT
- **Mount for force measuring devices** of the SAUTER FH range with external load cell, SAUTER TVO-A01

STANDARD	OPTION
STEPPER 2 DAYS	SCALE SOFTWARE

Model	Measuring range [Max] N	Speed range mm/min	Max. travelling distance 2 mm	Dimensions W×D×H mm
SAUTER TVO 500N500S	500	1-500	300	236×428×570
SAUTER TVO 1000N500S	1000	1-500	500	265×405×980
SAUTER TVO 2000N500S	2000	1-500	700	300×465×1185

Pictograms

 Adjusting program (CAL): For quick setting of the instrument's accuracy. External adjusting weight required.	 Control outputs (optocoupler, digital I/O): to connect relays, signal lamps, valves, etc.	 Battery operation: Ready for battery operation. The battery type is specified for each device.
 Calibration block: standard for adjusting or correcting the measuring device.	 Analogue interface: to connect a suitable peripheral device for analogue processing of the measurements	 Rechargeable battery pack: rechargeable set.
 Peak hold function: capturing a peak value within a measuring process.	 Statistics: using the saved values, the device calculates statistical data, such as average value, standard deviation etc.	 Mains adapter: 230V/50Hz in standard version for EU. On request GB, AUS or USA version available.
 Scan mode: continuous capture and display of measurements.	 PC Software: to transfer the measurement data from the device to a PC.	 Power supply: Integrated, 230V/50Hz in EU. More standards e.g. GB, AUS or USA on request.
 Push and Pull: the measuring device can capture tension and compression forces.	 Printer: a printer can be connected to the device to print out the measurement data.	 Motorised drive: The mechanical movement is carried out by a electric motor.
 Length measurement: captures the geometric dimensions of a test object or the movement during a test process.	 GLP/ISO record keeping: of measurement data with date, time and serial number. Only with SAUTER printers	 Motorised drive: The mechanical movement is carried out by a synchronous motor (stepper).
 Focus function: increases the measuring accuracy of a device within a defined measuring range.	 Measuring units: Weighing units can be switched to e.g. non-metric at the touch of a key. Please refer to website for more details.	 Fast-Move: the total length of travel can be covered by a single lever movement.
 Internal memory: to save measurements in the device memory.	 Measuring with tolerance range (limit-setting function): Upper and lower limiting can be programmed individually. The process is supported by an audible or visual signal, see the relevant model	 DAkkS calibration possible: The time required for DAkkS calibration is shown in days in the pictogram.
 Data interface RS-232: bidirectional, for connection of printer and PC.		 Factory calibration: The time required for factory calibration is specified in the pictogram.
 Data interface USB: To connect the measuring instrument to a printer, PC or other peripheral devices.		 Package shipment: The time required for internal shipping preparations is shown in days in the pictogram.
 Data interface Infrared: To transfer data from the measuring instrument to a printer, PC or other peripheral devices.	 ZERO: Resets the display to "0".	 Pallet shipment: The time required for internal shipping preparations is shown in days in the pictogram.

Your KERN specialist dealer: